



Novaped exclusive
by schein

INDIVIDUAL ELEGANT EXCLUSIVE



HANDMADE IN GERMANY
www.schein-exclusive.de



Wehelp

**IT'S ALWAYS
SUMMER
SOMEWHERE**



A close-up photograph of a white window frame. The frame is set into a wall, and the sealant around the edge is a textured, off-white material. The lighting is bright, creating a soft glow around the window.

INDIVIDUAL

Everyone recognises the imprint of their own feet in the sand. For many people, the feeling of walking barefoot on a soft surface is one that evokes a sense of relaxation and well-being.

That feeling is also reflected in our Novaped exclusive sandals. Due to their anatomical footbed, Novaped exclusive sandals, unlike ordinary ones, offer the foot sufficient grip and support. At the same time, they provide comfort and convenience.

ELEGANT

A tailor-made overall concept that impresses with a high-quality product and meets the individual wishes of customers. Individual designs, such as exquisite rhinestones, lambskin lining or laser engraving on the cover are just some of the many special extras available.

EXCLUSIVE

We are determined to deliver the highest quality in everything we do. This includes everything from the manufacturing process of our handmade sandals to resource-efficient production. All models are made of carefully selected materials of the highest quality that comply with European standards and directives. Every product we make is checked for quality before delivery.



THE HIGHEST LEVEL OF COMFORT AND DESIGN

When we receive your order, our production begins:

Using state-of-the-art CNC milling technology, paired with careful manual work and high-quality leathers and other materials, a custom-made, top-class product is created – Made in Germany.

The special anatomy of the footbed not only supports the longitudinal arch, it also embeds the heel accordingly so that the otherwise common twisting of the ankle is prevented.



CONSTRUCTION OF NOVAPED EXCLUSIVE SANDALS

COVER

with a choice of PiGreco by schein or onDry by onSteam. Many covers can be engraved, with your initials or name, for example. This rounds off the personal touch of your model.

SOLE

The footbed offers an extremely high level of comfort when walking and is beneficial for the feet and legs, providing fatigue-free walking.

OUTER SOLE

offers optimal grip thanks to the non-slip profile.

X- OR Y-STRAPS

can be put together individually in different widths and material combinations, with additional extras, in the configurator.

THONG

adapted to your foot shape for optimal and comfortable grip between your toes.

INTERMEDIATE LAYER

fixes the ends of the shafts in place while providing greater stability and cushioning when walking. In addition, it can provide a colour accent.



A man with a beard and a woman are in a bright room with large windows. The man is carrying the woman on his back. He is wearing a white t-shirt and light-colored pants. She is wearing a brown top and pants. They are both smiling. The man is wearing sandals with a black and white checkered pattern. The woman is wearing black flip-flops.

ORDER PROCESS OPTIONS

There are three different ways to order Novaped exclusive sandals: Template, Measure and Kit. You are free to choose which one you want to use.

On the one hand, the choice depends on whether you want to construct the footbed yourself or have us do it for you. On the other hand, it also depends on whether you are looking after a customer with a foot condition or two very different feet.

With that in mind, please take the time to read the following pages carefully and get to grips with the options.

It is also possible to buy only the materials from us in order to mill the footbed yourself. Since this varies depending on the milling machine, please contact us so that we can advise you individually.

THESE ORDERING OPTIONS ARE AVAILABLE

TEMPLATE STANDARD WELLNESS FOOTBED

8 – 9

YOU NEED

- Design configuration for X- or Y-sandal
- No footprint necessary – standard wellness footbed

ORDER

- Determine template size and width
Order using the order form

YOU WILL RECEIVE

An **assembly kit with instructions** or a **ready-made model with standard strap volume**



MEASURE INDIVIDUAL WELLNESS FOOTBED

10 – 13

YOU NEED

- Design configuration for X- or Y-sandal
- Footprint necessary

ORDER

- **We construct** the individual footbed **for you**
*Order via order form with
foot impression foam / scan / blueprint*
- Or **you can construct** the individual footbed **yourself**
Order and construction using SCHEINWORKS construction

YOU WILL RECEIVE

An **assembly kit with instructions** or a **ready-made model with strap volume made to measure** (dimensions of ball of the foot and narrow region next to the ball required)



KIT ORTHOPAEDIC FOOTBED

14 – 15

YOU NEED

- Design configuration for X- or Y-sandal
- Footprint necessary

ORDER

- **You construct** the individual footbed **yourself**
Order and construction using SCHEINWORKS construction

YOU WILL RECEIVE

An **assembly kit with instructions**



YOU ORDER VIA TEMPLATE

A STANDARD WELLNESS FOOTBED

Can be ordered without a digital foot scan or foot foam impression – using only the template.



WHAT IS PRODUCED?

Based on our many years of experience, a standardised wellness footbed that can be supplied with a narrow or wide contour.

WHAT IS POSSIBLE?

- The size, contour and strap type (X or Y) can be freely selected
- The anatomy of the footbed and volume of the strap are standardised and cannot be selected
- Can be ordered as a fully assembled model (fixed uniform strap volume)
- Or as an assembly kit (individually adjustable strap volume)

HOW DOES IT WORK?

To determine the contour, use the template kits matching the narrow and wide X- and Y-sandals.

WE NEED THE FOLLOWING FROM YOU FOR YOUR ORDER:

1. The customer's design configuration
2. The order form, in which you enter the desired contour and size.

Download from
www.schein-exclusive.de



Download
order form

ORDER USING THE ORDER FORM – STANDARDISED FOOTBED

When ordering via the template, we do not need any measurements from you. In this case, we assemble the strap according to a volume standardised by us.

TEMPLATE KITS:



Article no. 969711000
Narrow kit
consisting of 1 piece each in
sizes 35–43



Article no. 969712000
Wide kit
consisting of 1 piece each in
sizes 38–48



WE CONSTRUCT FOR YOU VIA THE ORDER FORM

AN INDIVIDUAL WELLNESS FOOTBED

Can be ordered via our order form with foot impression foam, scan, blueprint or pressure measurement.



WHAT IS PRODUCED?

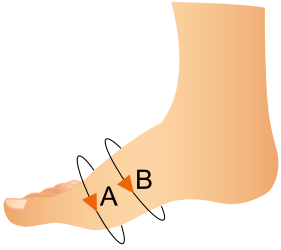
An individual wellness footbed with moderately adaptable elements for a healthy/normal foot.

WHAT IS POSSIBLE?

- Construction of an individual and comfortable wellness footbed
- Can be ordered as a **ready-made model**, which is offered in three widths on the basis of the measurement table in the construction area (proportional to the foot size) or as an **assembly kit and set of instructions**.

HOW DOES IT WORK?

You send us a scan or foot impression foam + the order form + design configuration and we construct it for you (surcharge €15.00).



Ball measurement (A) and adjacent region measurement (B)

CONSTRUCTION BY SCHEIN

Since the construction and assembly of the strap is to be carried out by us, please enter the foot measurements on our order form. The order form can be downloaded from www.schein-exclusive.de.



Download order form

TAKE MEASUREMENTS

In total, two circumferential measurements in mm must be taken on each foot. The ball size (A) is measured on the foot bearing weight, around the thickest point of metatarsal bones 1 to 5. The adjacent region measurement (B) is also determined on the foot bearing weight, 25 to 30 mm behind the ball measurement.



WE NEED THE FOLLOWING FROM YOU FOR YOUR ORDER:

1. Foot foam or scan as JPG or PNG file and the DPI resolution of the scanner
2. Customer's design configuration
3. Order form with measurements, available for download on www.schein-exclusive.de
4. Choose between an assembly kit with instructions or a ready-made model



Download measurement instructions



EXAMPLE:

ORDERING WITH FOOT IMPRESSION FOAM

The foot foam impression must be made barefoot with full weight on the foot. The customer should step vertically into the impression foam.

Use a pen to mark the position between the first and second toes for the toe thong.



USING SCHEINWORKS CONSTRUCTION MEASURE YOU CONSTRUCT

AN INDIVIDUAL WELLNESS FOOTBED

Can be ordered via our CAD system SCHEINWORKS construction using foot impression foam, scan, blueprint or pressure measurement.



WHAT IS PRODUCED?

An individual wellness footbed with moderately adaptable elements for a healthy/normal foot.

WHAT IS POSSIBLE?

- Construction of an individual and comfortable wellness footbed
- Moderately adaptable construction elements in the design program for a normal/healthy foot
- Can be ordered as a **ready-made model**, which is offered in three widths on the basis of the measurement table in the construction area (proportional to the foot size)

HOW DOES IT WORK?

You construct the footbed yourself in SCHEINWORKS construction.

TO ORDER YOU NEED:

1. Foot foam or scan as JPG or PNG file and the DPI resolution of the scanner
2. Customer's design configuration
3. Your customer's measurements
4. Choose between an assembly kit with instructions or a ready-made model with customised volume



Download
measurement instructions

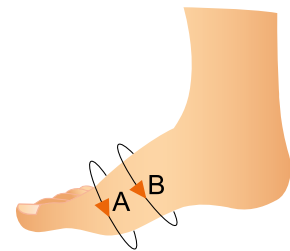


YOU CONSTRUCT IT YOURSELF

If the construction and assembly of the strap is carried out by you on-site, please measure the feet and then select a volume in the ordering process in SCHEINWORKS construction.

STEP 1: TAKE MEASUREMENTS

In total, two circumferential measurements in mm must be taken on each foot. The ball size (A) is measured on the foot bearing weight, around the thickest point of metatarsal bones 1 to 5. The adjacent region measurement (B) is also determined on the foot bearing weight, 25 to 30 mm behind the ball measurement.



Ball measurement (A) and adjacent region measurement (B)

STEP 2: DETERMINATION OF THE MEAN VALUE

For further calculation, the dimensions of the larger foot must be selected. In case of deviating values of more than 10 mm between the left and right foot, an assembly kit is recommended. The width of the last is calculated as follows: **(ball measurement + adjacent region measurement) : 2 = mean value**

STEP 3: CHOOSING THE WIDTH

The calculated mean value (MV) is used to select between widths S, M and W. You will find the selection in SCHEINWORKS construction on the last page before the order is sent.

A width that is greater than the calculated MV should always be selected. If the calculated MV is larger than the last width W, we recommend that you order an assembly kit for optimal fit.





USING SCHEINWORKS CONSTRUCTION KIT YOU CONSTRUCT

AN ORTHOPAEDIC FOOTBED

Can be ordered via our CAD system SCHEINWORKS construction.



WHAT IS PRODUCED?

A footbed with customisable elements, suitable for mild orthopaedic care – always supplied as an assembly kit.

WHAT IS POSSIBLE?

- Construction of an individual footbed – only by you
- Greater choice of construction elements and their dimensions
- **Only available as an assembly kit:** for quick and easy processing, we will send you the assembly kit instructions for our X- or Y-sandal to match your order.

HOW DOES IT WORK?

In this case, only you can carry out the construction. To do this, you need access to our free software SCHEINWORKS construction.

TO ORDER YOU NEED:

When ordering via SCHEINWORKS construction, we do not need any measurements from you. You will receive an assembly kit with instructions to match your order.



SCHEINWORKS CONSTRUCTION PROGRAM

HOW DO I WORK WITH THE FREE SCHEINWORKS CONSTRUCTION PROGRAM?

It is very simple. Go to the website of our program, construction.scheinworks.de, and register. We will check your data and approve your access. After that, you can use the system for your orders conveniently and free of charge.

DOES SCHEINWORKS CONSTRUCTION ALSO WORK WITH 'THIRD-PARTY' SCANNING SYSTEMS?

JPG and PNG data from other scanning and measuring systems can also be entered into our SCHEINWORKS construction program and used as the basis for your construction. In such cases, it is important to enter the corresponding image resolution (dpi) in the system.





WHAT IS THE BEST WAY TO BECOME **FAMILIAR** WITH OR **TRAINED** IN THE PROGRAM?

VIA SEMINAR

We offer workshops at our site in Remscheid. With a limited number of max. 12 participants, intensive training is possible. All currently available dates can be found on www.schein.de/seminare




Current seminars

VIA OUR SALES FORCE

Your sales representative can assist you on-site with any questions you may have about our program.

VIA OUR SUPPORT

In addition, you can contact our customer support for SCHEINWORKS construction or Novaped exclusive. You can reach them on this number: [+49 2191 910-200](tel:+492191910200) .

VIA OUR MANUAL

If you have registered for SCHEINWORKS construction, you can download the manual, which supports you through the construction stages and explains the program step by step. You can find it in the 'Help' section.





WHAT DO NOVAPED EXCLUSIVE SANDALS LOOK LIKE?

If we only knew! Every Novaped exclusive customer is a connoisseur and a designer in one.

Anyone can access our configurator online via www.schein-exclusive.de. There, your customer puts together their pair of Novaped exclusive sandals to suit their own wishes and personal taste.

Due to the countless combination possibilities, new compositions are always being created. Each customer therefore receives a unique item that is perfectly tailored to their needs.



Configurator

NOVAPED EXCLUSIVE CONFIGURATOR



EXCLUSIVE STRAPS

WHAT TYPES OF STRAPS ARE THERE?

You can design your sandal in the configurator with an X- or Y-strap. With both types, X and Y, you can choose between a narrow and a wide strap.



Y-strap, narrow: 17 mm
(shoe size 28–48)



Y-strap, wide: 25 mm
(shoe size 38–48)



X-strap, narrow: 25 mm
(shoe size 35–48)



X-strap, wide: 40 mm
(shoe size 35–48)

CAN I BUY JUST THE STRAPS?

Yes, you can also order both types of strap in pairs without the footbed. The prices can be found in our price list.





INFORMATION

HOW DO I BECOME A NOVAPED EXCLUSIVE PARTNER?

In order for you to be listed on our home page as a retailer of our Novaped exclusive sandals, please fill out the form on www.schein-exclusive.de.

After we have checked your data, you will receive confirmation by email that we have approved your listing. Your customers can find you quickly by entering the relevant post code.

HOW CAN I STAY UP TO DATE?

To always be among the first to know about new products, simply subscribe to our newsletter on www.schein-exclusive.de and follow us on Facebook and Instagram

FOLLOW US



PRICE CONFIGURATOR

HOW MUCH DOES A PAIR OF NOVAPED EXCLUSIVE SANDALS COST ME?

The diverse possibilities offered by our configurator mean the basic model can be combined with many extras. To make it easier for you to quantify the price of a Novaped exclusive model, we have created a price configurator. By entering the order code, you can immediately see the combination and price of the model with the click of a mouse. In addition, you can specify your margin in the lower area and have it included in the calculation directly. After a one-time registration with your customer number, we will activate your approval. In this way, we ensure that only you, as a customer, have access to the configurator.

Please use the following link for this purpose:
konfig.schein-exclusive.de/uvp

Alternatively, request our current price list, which contains the purchase price for the basic model as well as all possible extras.





ANY STYLE IS COOL
WHEN YOU LIVE IT!



EYECATCHER

OUR ADVERTISING MATERIALS

Our advertising materials bring the summer into your shop. Get in touch with us and we will send you a comprehensive overview of all our advertising materials with the corresponding order form.

Or take a look at www.schein-exclusive.de, where you will also find all the advertising materials available.

PRINT ADVERTISING VIDEO ADS



FOLLOW US





Novaped exclusive
by schein

**INDIVIDUAL
ELEGANT
EXCLUSIVE**

HANDMADE IN GERMANY
www.schein-exclusive.de

099990604



Schein Orthopädie Service KG
Hildegardstr. 5
42897 Remscheid
Germany
Tel. +49 2191 910-200 
Fax +49 2191 910-100
service@schein.de
www.schein-exclusive.de



Germany since 1879

Wehelp